

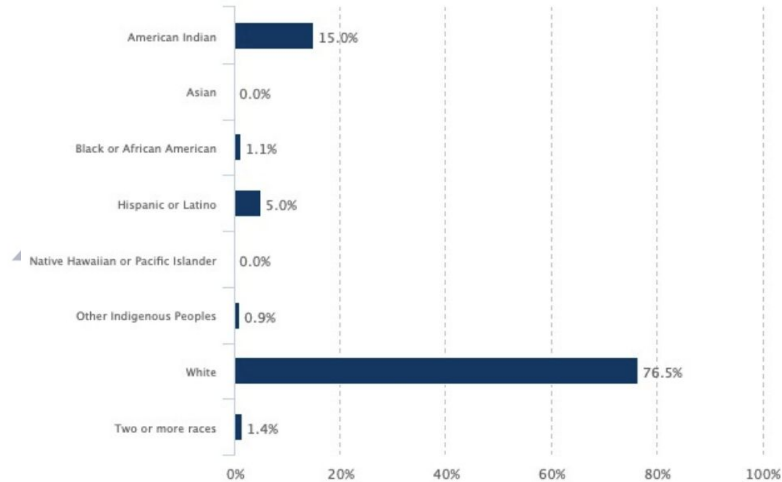


**CEDAR MOUNTAIN PUBLIC SCHOOLS**

**WORLDS BEST  
WORKFORCE PLAN  
2023-2025**

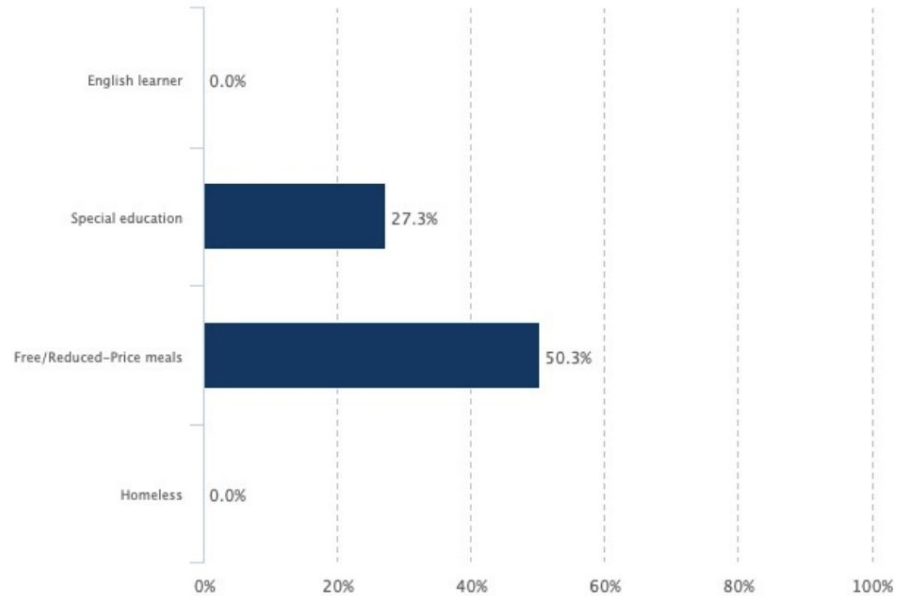
# CEDAR MOUNTAIN DEMOGRAPHICS

2023 Enrollment by Race/Ethnicity



Race/Ethnicity	Count	Percent
American Indian	66	15.0%
Asian	0	0.0%
Black or African American	5	1.1%
Hispanic or Latino	22	5.0%
Native Hawaiian or Pacific Islander	0	0.0%
Other Indigenous Peoples	4	0.9%
White	336	76.5%
Two or more races	6	1.4%
All students	439	100.0%

2023 Enrollment by Other Criteria



Criteria	Count	Percent
English learner	0	0.0%
Special education	120	27.3%
Free/Reduced-Price meals	221	50.3%
Homeless	0	0.0%

# Advisory Committee Members



- Kim DeWitte - Superintendent
- Carole Eisenbarth - Community Member
- Joe Sullivan - School Board
- Preston Palokangas - School Staff
- Brycen Christensen - School Board
- Faith Johnson - School Staff
- Michelle Thooft - School Staff
- Brittany Johnson - School Staff
- Julia Garms - Dean of Students
- Misty Riebel - MSHS Principal
- Emily Dahmes - Parent

# WHAT IS THE WORLD'S BEST WORKFORCE PLAN?



The WBWF plan is driven by the state, but left up to districts to set their own measures in each of the required areas. The required areas to examine are based on legislated guidelines, we must address the following goals in this plan:

- All children are ready for school
- ~~All third-graders can read at grade level~~
- All racial and economic achievement gaps between students are closed
- All students are ready for career and college
- All students graduate from high school

The School Board must establish goals and align strategic plans and budgets to achieve world-class student achievement by 2027.

# **All Students Ready For School**

**Less than 15% of kindergarten students will score at the 15th percentile (high risk) or below as measured by the FastBridge earlyReading assessment by May 27, 2025.**

- **Use FASTbridge as a benchmarking and progress monitoring tool**
- **Train staff on the science of reading strategies**
- **Introduce new curricular resources to preschool students**
- **Reorganize literacy block to be 90-120 minutes at elementary**

# **CLOSE ALL RACIAL AND ACHIEVEMENT GAP(S) BETWEEN STUDENTS**

**Students who qualify Free and Reduced Lunch program will increase their MCAIII/MTAS proficiency by 2% by May, 2025.**

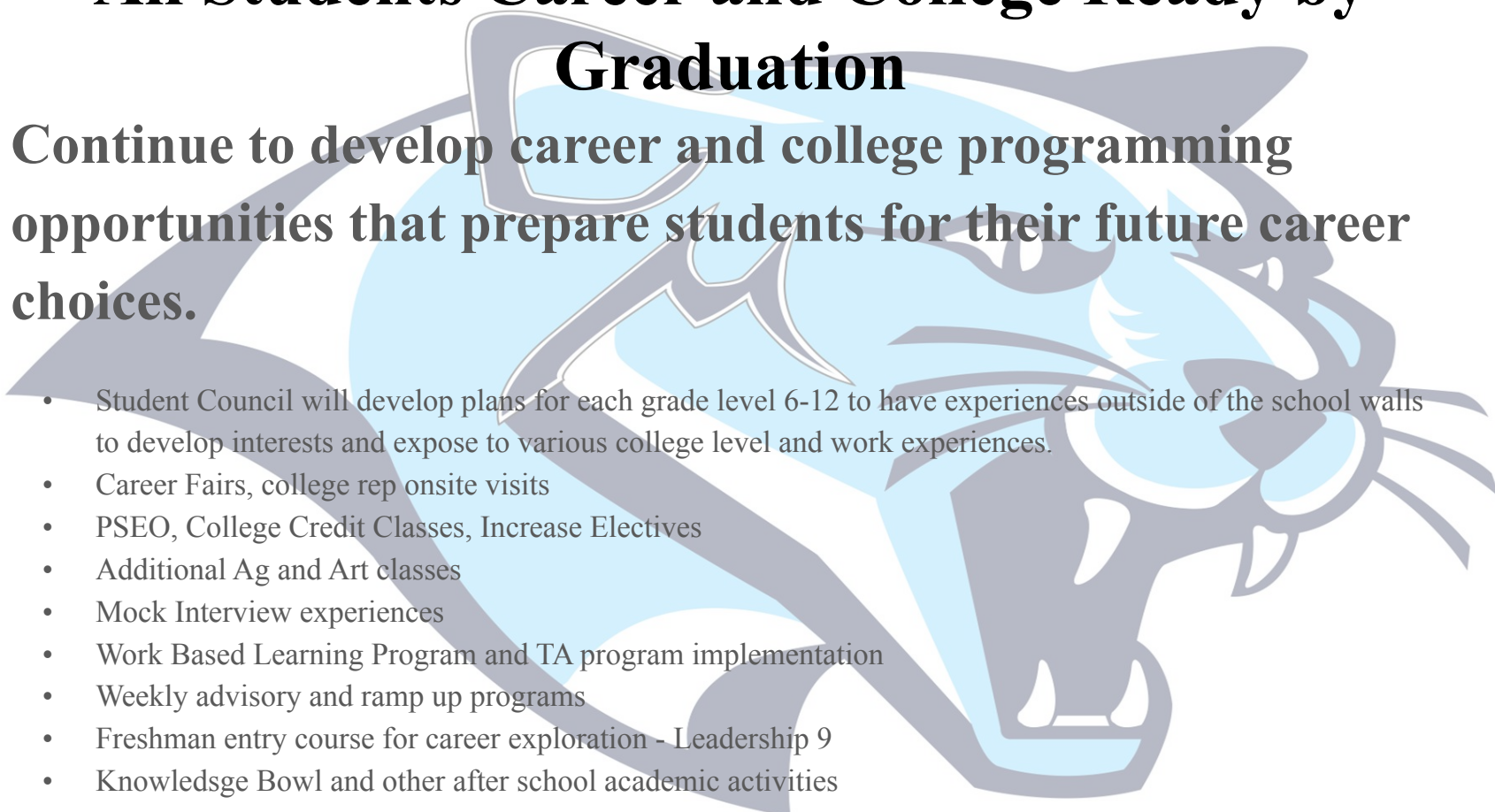
- **Academic Pulls Every Two Weeks**
- **Full Time Native American Liaison at both buildings**
- **Weekly Student Support Meetings**
- **Additional 1 FTE counselor at MSHS**
- **Implementation of Restorative Practices**
- **Non-exclusionary discipline practices**



# All Students Career and College Ready by Graduation

Continue to develop career and college programming opportunities that prepare students for their future career choices.

- Student Council will develop plans for each grade level 6-12 to have experiences outside of the school walls to develop interests and expose to various college level and work experiences.
- Career Fairs, college rep onsite visits
- PSEO, College Credit Classes, Increase Electives
- Additional Ag and Art classes
- Mock Interview experiences
- Work Based Learning Program and TA program implementation
- Weekly advisory and ramp up programs
- Freshman entry course for career exploration - Leadership 9
- Knowledge Bowl and other after school academic activities



# Courses Offering College Credit



## Current College Credit Offering Classes 23-24

- Math, English, Art, PLTW (Science), Speech, Writing

## New Offerings for the 24-25 School Year

- Additional Agricultural Classes
- Tech related art classes to support video board
- Additional Electives to support students various interests
- Additional college course offerings on site (music)



# All Students Graduate

Cedar Mountain Public Schools will continue to maintain a high school graduation rate of at least 90%.

Year	Cedar Mountain	State
2019	89.7%	83.7%
2020	89.3%	83.8%
2021	94.9%	83.3%
2022	89.2%	83.6%
2023		

The four-year graduation rate cohort model shows the number of students graduating from high school within four years of entering their freshman year.

# All Students Graduate - Strategies

- **Academic Pulls Every Two Weeks**
- **College in Schools Offerings**
- **Providing a safe learning environment - PBIS and SEL**
- **Increasing elective coarse offerings**
- **Opportunity for PSEO**
- **Providing opportunities to visit colleges and universities**
- **Employing 2 full time Native American Liaisons**
- **Reducing credits to graduate from 28 to 24**
- **Free Breakfast and Lunch**

